

A Safety Step Product

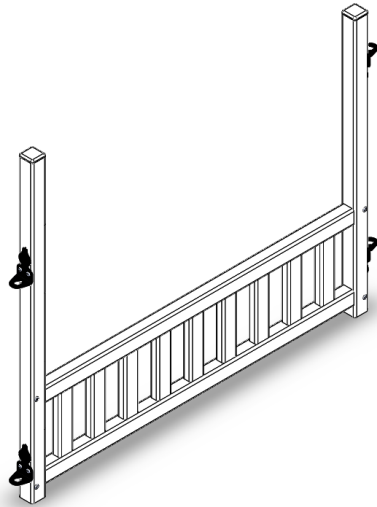


Picket Play


FENCING

Assembly Instructions


Picket Play Fencing Contents




Step Panel (Qty: 1)



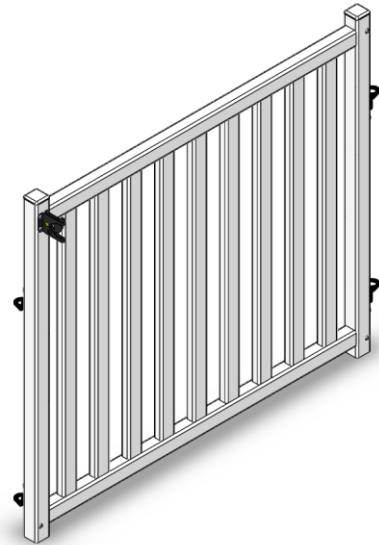
Door Panel – 28" tall (Qty: 1)



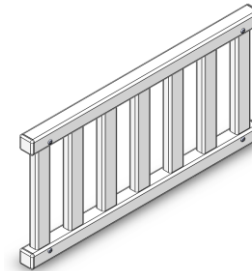
Standard Panel – 32" tall (Qty: 12)



Gate Panel with latch pin (Qty: 1)



Gate Panel with latch (Qty: 1)



Insert Panel (Qty: 1)



Velcro cinch straps (Qty: 9)



Short Rod (Qty: 10)

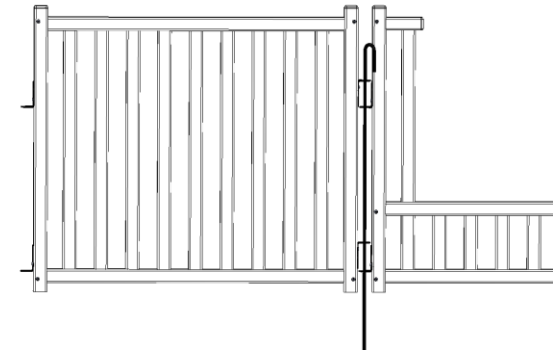
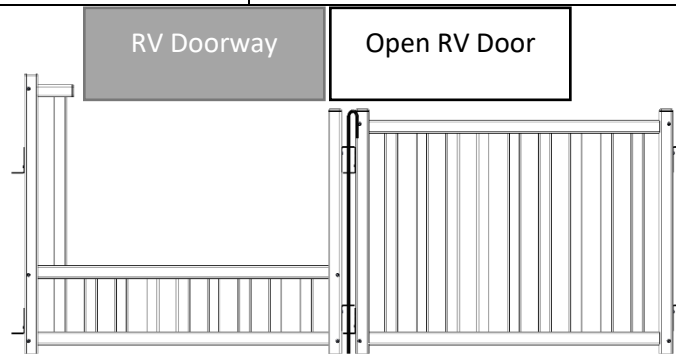


Long Rod (Qty: 7)

Step 1: Place step panel under steps with 28" post side (shorter side) on the side that the door swings open.

Step 2: Attach shorter door panel to the short side of the step panel by placing a short rod through the brackets of each panel. (This allows the door to open completely without contacting the fence.)

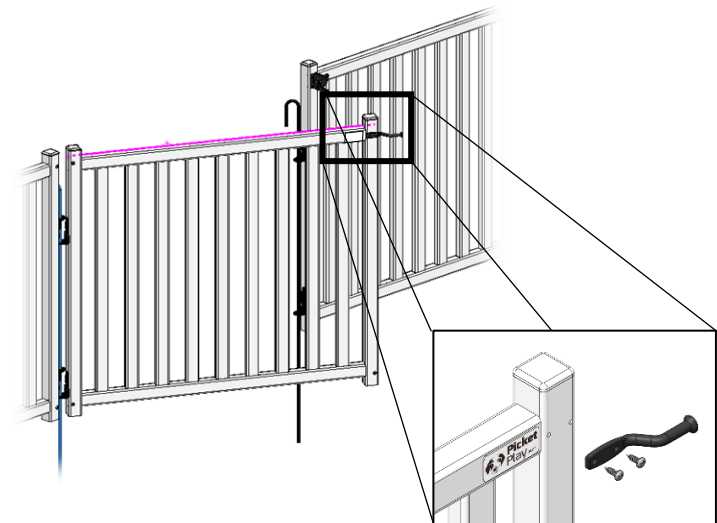
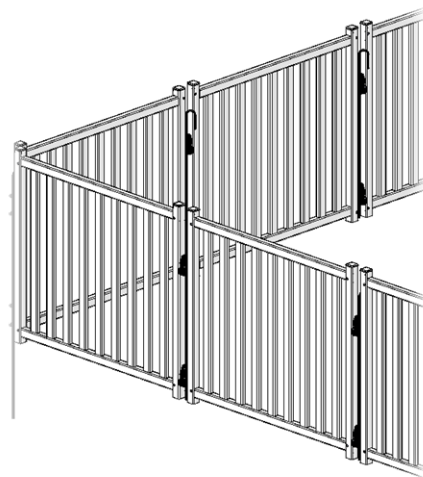
Step 3: Attach standard 32" panel to the tall side of the step panel by placing a long rod through the overlapping eyelets. (Long rods go into the ground to make fence more secure.)



Step 4: If desired, place insert panel in between the steps, as shown in the picture below. This piece can rest inside the steps, additional means of securing this piece is optional.

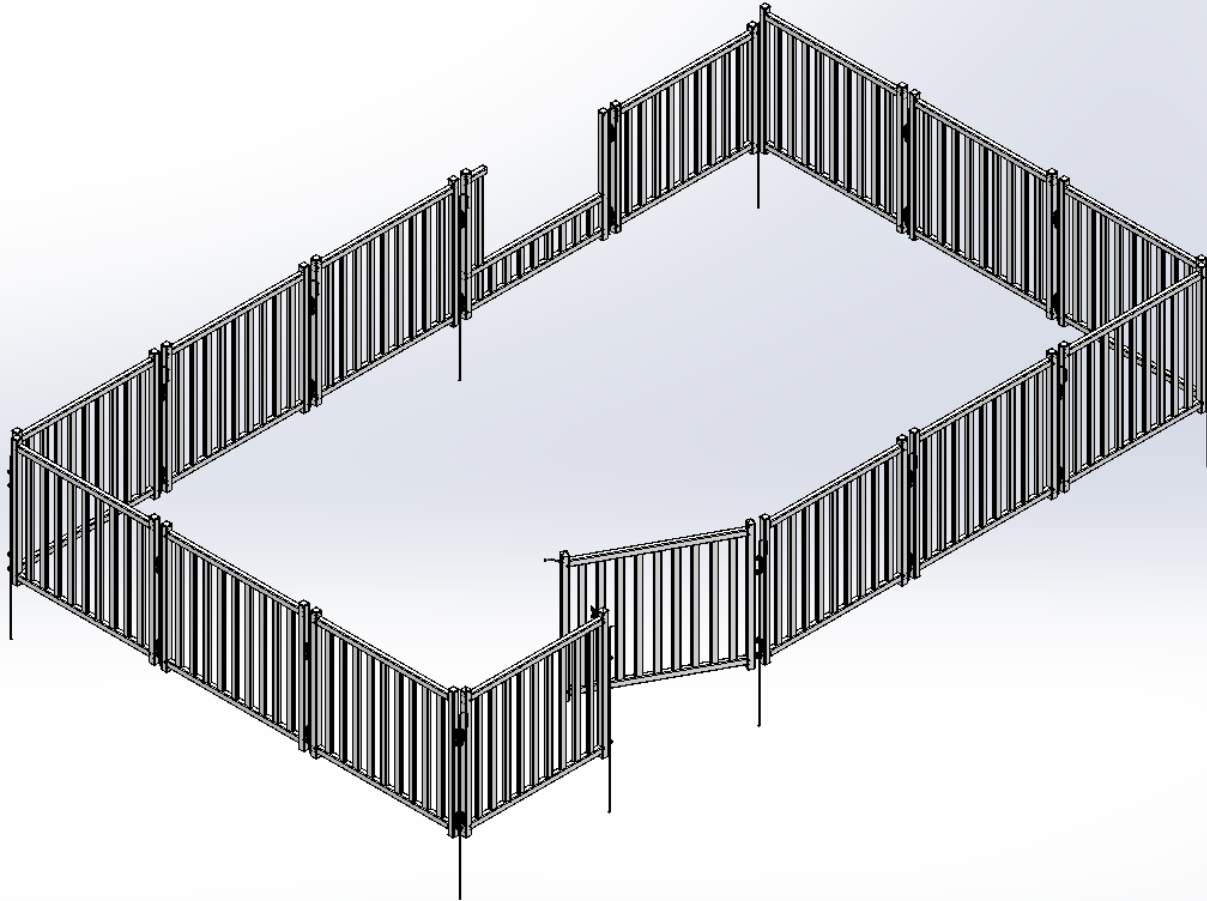
Step 5: Continue attaching standard 32" panels to cover your desired area. Note: Use long rods to connect panels that will make a corner and the gate.

Step 6: Use a long rod to attach the latch pin gate panel to a standard 32" panel at your desired placement. Use latch gate panel with a long rod to continue the assembly until the area is completely enclosed. Use a Phillips head screwdriver to assemble latch pin as shown below (screw length may vary).



If assembled correctly:

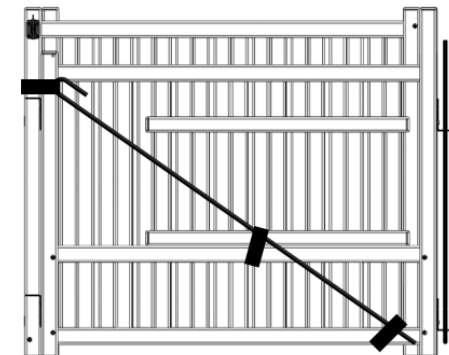
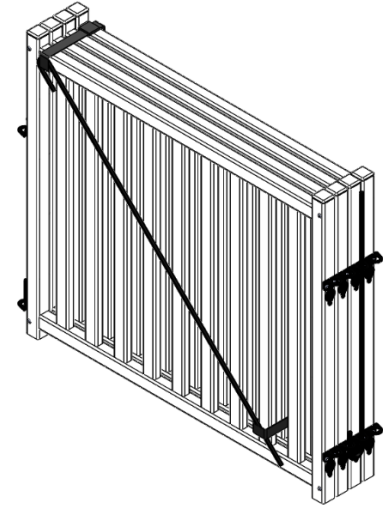
- The Picket Play gate will open inward if your RV door opens to the right (As shown below).
- The Picket Play gate will open outward if your RV door opens to the left.



WARNING: DO NOT USE BLEACH to clean your Picket Play Fence, as it will degrade the PVC material.

Note: Velcro straps can be used to:

- Overlap panels to enclose an area different than the one shown to the left.
- Hold panels and rods together in bundles for easy storage (as shown below).



From the Safety Step Family to yours, we hope you enjoy your Picket Play experience!